

**MIAMI DADE COUNTY**  
**Grease Discharge Operating (GDO) Permit Electronic Report**

Beginning January 2018, you are required to report electronically, on or before the 20<sup>th</sup> of each month, the date the grease interceptor is pump out and the name of the service provider.

**What do you Need**

- ✓ Your GDO operating permit number (GDO-\_\_\_\_\_)
- ✓ The pumper/service contractor LW operating permit number (LW-\_\_\_\_\_)
- ✓ Date of the grease interceptor maintenance/pump out.
- ✓ Name of the company that did the pump out.
- ✓ A computer, laptop, or cell phone with internet connection.

**How to Report**

**STEP 1**

Copy and paste the following link in **Google Chrome**:

<https://www8.miamidade.gov/Apps/RER/GreaseDischargeOperatingReport/Default>

The following window will open

# MIAMI DADE COUNTY

## Grease Discharge Operating (GDO) Permit Electronic Report

### Grease Discharge Operating (GDO) Report



[Home](#) [Help](#)

[Logout](#)


#### Home

In accordance with Chapter 24, Miami-Dade County Environmental Protection Ordinance (Code), all nonresidential facilities which can introduce fats, oils or grease into a utility or non-utility owned and operated sanitary sewer collection system in quantities which have the potential to affect or hinder the operation of sewage collecting, transmission or treatment facilities must obtain and maintain a Grease Discharge Operating Permit.

All facilities with GDO permit class OP (operator) or GENOP (generator/operator) are required to complete and submit a Liquid Waste Transporter Electronic Manifest on or before the 20th of the month the Fats, Oils and Grease Control Device is cleaned.

Refer to your GDO Permit for additional requirements.

#### Login

GDO Permit #  

email

Password

[Forgot Password?](#) [Change Password](#)

[Privacy Statement](#) | [Disclaimer](#) | [ADA Notice](#) | [Contact Us](#)

© 2020 Miami-Dade County. All rights reserved.

## STEP 2

Type the GDO permit number for your establishment

The email on file is display

## STEP 3

1. To change the email address, type your e-mail.
2. Type your e-mail again to confirm it.
3. If this is the first time, Use **G@o12345** as default password, if not, the link "forgot password" will email the password on file to your email address.
4. Hit Login

# MIAMI DADE COUNTY

## Grease Discharge Operating (GDO) Permit Electronic Report

### Login

GDO Permit #

email

Confirm email

Password

[Change Password](#)

### STEP 4

#### Change Password

Use **G@o12345** default password the first time and/or request forgotten password.

1. Type your old password.
2. Type the new password
3. Type the confirm password.  
**should have at least eight (8) characters** and include:
  - ✓ an **UPPER case** letter
  - ✓ a **lower case** letter
  - ✓ a **number**
  - ✓ a **special character**  
(!, @, #, %, &, \*)

### Change Password

Permit#

Current Password

New Password

Confirm Password

### STEP 5

The following window will open to report the data.

# MIAMI DADE COUNTY

## Grease Discharge Operating (GDO) Permit Electronic Report

### Submit Your GDO Report

\* Required fields

#### Food Service Establishment Information

Facility Name	OSI/OUTBACK STEAKHOUSE OF FL, LLC/DBA OUTBACK STEAKHOUSE #1077
Facility Address	13145 SW 89 PL
Facility Phone # *	813-282-1225

#### Fats, Oils, and Grease Control Device Cleaning

Use your Liquid Waste Transporter invoice to locate the LWT Permit Number (ST-####-00) from the list below. If the number is not available then select '- Non Listed Liquid Waste Transporter -'. If you, the Food Service Establishment, perform your own cleaning then select 'SELF'.

Select By \*  Liquid Waste Transporter #  Liquid Waste Transporter Company Name

Liquid Waste Transporter # *	-- Non Listed Liquid Waste Transporter --
Company Name *	
Company Address *	
Company Phone # *	__-__-__
Date Cleaned *	mm/dd/yyyy

[Preview](#)

1. Select the Liquid Waste Transporter in the drop down menu.
2. The system will automatically populate fields #2, 3, 4, and 5.
3. Input date the system was cleaned/pumped out.
4. Hit Preview

#### Fats, Oils, and Grease Control Device Cleaning

Use your Liquid Waste Transporter invoice to locate the LWT Permit Number (ST-####-00) from the list below. If the number is not available then select '- Non Listed Liquid Waste Transporter -'. If you, the Food Service Establishment, perform your own cleaning then select 'SELF'.

Select By \*  Liquid Waste Transporter #  Liquid Waste Transporter Company Name

Liquid Waste Transporter # *	45 - J & M SCAFFOLDS OF FLORIDA, INC.
Company Name *	J & M SCAFFOLDS OF FLORIDA, INC.
Company Address *	11050 NW 36 AVE
Company Phone # *	305-953-6955
Date Cleaned *	mm/dd/yyyy

[Preview](#)

**MIAMI DADE COUNTY**  
**Grease Discharge Operating (GDO) Permit Electronic Report**

**STEP 6**

In the next window **Accept** and **Submit**

**Preview**

**Food Service Establishment Information**


Facility Name	<input type="text" value="Your FSE"/>
Facility Address	<input type="text" value="701 NW 1&lt;sup&gt;st&lt;/sup&gt; Court"/>
Facility Phone #	<input type="text" value="305-222-2222"/>
Cleaning Performed By	Liquid Waste Transporter


**Fats, Oils, and Grease Control Device Cleaning**

Liquid Waste Transporter #	00
Company Name	EXAMPLE GIVEN PLUMBING & SEPTIC TANK CONTRACTOR, INC.
Company Address	757 NW 2 TER
Company Phone #	305-555-5897
Date Cleaned	07/18/2017

**Grease Discharge Operating Certification**

I certify that the information above is true and accurate.

Accept \*  



**NOTE:**

FOG generators that comply with ALL the following will be allowed to perform SELF CLEANING of the interceptor and will not be required to have a liquid waste transporter clean the grease interceptor on a monthly basis.

- The food service establishment has a **grease interceptor rated at 20 gallons per minute or less.**
- The FOG generator does not discharge FOG or food waste in quantities which or exceed the oil and grease standard (150 mg/L)
- The FOG generator does not cause a sanitary nuisance
- The FOG generator does not have fryers
- The establishment is not required by the Florida Building Code Mechanical (latest edition) to have a Type I kitchen exhaust hood

## MIAMI DADE COUNTY

### Grease Discharge Operating (GDO) Permit Electronic Report

- The FOG generator cleans the grease interceptor daily
- Paper based maintenance logs must be updated and kept on site for a minimum of three (3) years, and include date of cleaning, amount removed, disposal location (trash), name of employee. Log available at: <https://www.miamidade.gov/environment/library/forms/grease-trap-maintenance-log.pdf>

To report self cleaning, **in Step 5**, for Liquid Waste transporter #, select “Non Listed Liquid Waste Transporter” and then report as a company name SELF CLEANING.

#### Fats, Oils, and Grease Control Device Cleaning

Use your Liquid Waste Transporter invoice to locate the LWT Permit Number (ST-#####-00) from the list below. If the number is not available then select '-- Non Listed Liquid Waste Transporter --'. If you, the Food Service Establishment, perform your own cleaning then select 'SELF'.

Select By \*  Liquid Waste Transporter #  Liquid Waste Transporter Company Name

Liquid Waste Transporter # \*

Company Name \*

Company Address \*

Company Phone # \*

Date Cleaned \*

Please feel free to contact DERM’s Wastewater Section at 305-372-6983